

Figure 7




Figure 7

Figure 7D

First row

IB: 5-HT<sub>3</sub>A



Figure 7D

Fourth row

IB: 5-HT<sub>3</sub>A




Figure 7D

Second row

IB: Flag




Figure 7D

Fifth row

IB: Flag

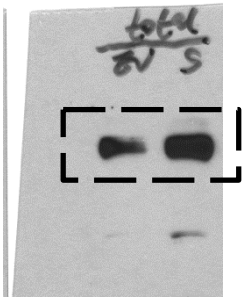


Figure 7D

Third row

IB: ATPase

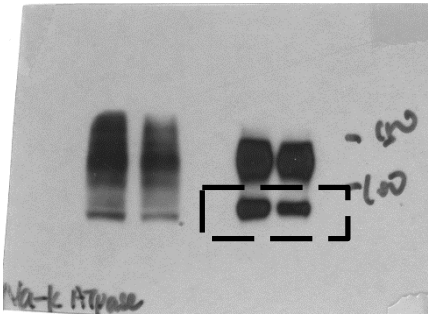


Figure 7D

Sixth row

IB: Hsp47

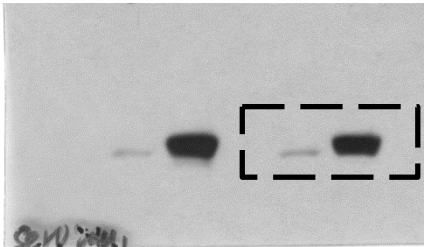


Figure 7D

Seventh row

IB:  $\beta$ -actin

